



# LED EMERGENCY LIGHTS

V-TAC new range of LED emergency lights comes at an age of increased awareness and standards for safety compliance in different infrastructures. Now equipped with highly efficient LEDs provided by Samsung, these emergency lights include clear-cut exit signs, and are powered by high performance batteries, to provide a longer lifespan, lower maintenance, with increased working time when activated.

V-TAC's emergency lights are a smart choice for effective emergency lighting to meet fire & safety assessments in residential and commercial buildings, offices, hotels, hospitals, and schools

## APPLICATION

Offices, hospitals, corporate buildings, schools, and commercial establishments





## KEY FEATURES

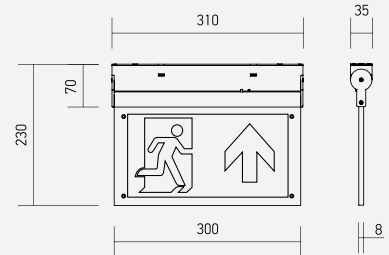
- Thermoplastic PC built
- High quality Ni-Cd batteries made for longevity & low maintenance reliable emergency backup of 3 hours
- Rectangular type plastic with different signs for various locations
- Single or double face configuration
- Wall, side, or ceiling mounted
- LED indicator light and push button test switch LEDs mounted on print circuit board
- 12-24-hour recharge after more than 3-hour discharge
- Efficient thermal management technology
- Corrosion-free mounting clamps
- Maintained operation mode



**Exit Light - Surface**

VT-519-S-12 SKU: 836 - 6000K WHITE

**12Hrs**  
 CHARGING TIME



Watts: 2w  
 Lamp Type: 16 SMD LEDs  
 Lumens: 140lm  
 Input Voltage: AC:220-240V,50/60Hz  
 IP Rating: IP20  
 Material : PC  
 Exit Lamp Type: Wall/Ceiling  
 Viewing Distance: 24 Meters From Both Sides

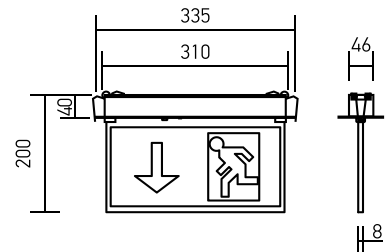
Emergency Operation Time: >3 Hours  
 Battery: Ni-Cd 3.6V,900mAh  
 Recharging Time: 12 Hours  
 Test Button: Green Light Indicator Test Button  
 Stickers: 3 Stickers  
 Legends: 3 Way Legend Available  
 Mode Of Operation: Maintained  
 Box Qty: 10pcs



**Exit Light-Recessed**

VT-522-S-12 SKU: 835 - 6000K WHITE

**12Hrs**  
 CHARGING TIME



Watts: 2w  
 Lamp Type: 16 SMD LEDs  
 Lumens: 140lm  
 Input Voltage: AC:220-240V,50/60Hz  
 IP Rating: IP20  
 Material : PC  
 Exit Lamp Type: Recessed/Ceiling  
 Viewing Distance: 24 Meters From Both Sides

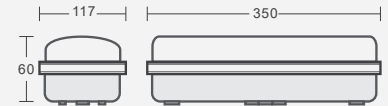
Emergency Operation Time: >3 Hours  
 Battery: Ni-Cd 3.6V,900mAh  
 Recharging Time: 12 Hours  
 Test Button: Green Light Indicator Test Button  
 Stickers: 3 Stickers  
 Legends: 3 Way Legend Available  
 Mode Of Operation: Maintained  
 Box Qty: 10pcs



**Exit Light - Bulkhead**

VT-523-S-12 SKU: 837 - 6000K WHITE

**12Hrs**  
 CHARGING TIME



**Exit Light - Bulkhead**

VT-523-S-24 SKU: 847 - 6000K WHITE

**24Hrs**  
 CHARGING TIME

Watts:	3w
Lamp Type:	16 SMD LEDs
Lumens:	140lm
Input Voltage:	AC:220-240V,50/60Hz
IP Rating:	IP65
Material :	PC
Exit Lamp Type:	Wall - Bulkhead
Viewing Distance:	22 Meters From One side

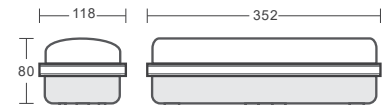
Emergency Operation Time:	>3 Hours
Battery:	Ni-Cd 3.6v, 1500mAh
Recharging Time:	12 Hours
Test Button:	Green Light Indicator Test Button
Stickers:	4 Stickers
Legends:	4 Way Legend Available
Mode Of Operation:	Maintained
Box Qty:	12pcs



**Exit Light - Bulkhead**

VT-524-S-12 SKU: 838 - 6000K WHITE

**12Hrs**  
 CHARGING TIME



Watts:	4w
Lamp Type:	30 SMD LEDs
Lumens:	190lm
Input Voltage:	AC:220-240V,50/60Hz
IP Rating:	IP65
Material :	PC
Exit Lamp Type:	Wall - Bulkhead
Viewing Distance:	22 Meters From One side

Emergency Operation Time:	>3 Hours
Battery:	Ni-Cd 4.8V,900mAh
Recharging Time:	12 Hours
Test Button:	Green Light Indicator Test Button
Stickers:	3 Stickers
Legends:	3 Way Legend Available
Mode Of Operation:	Maintained
Box Qty:	12pcs